



SB-30M

PIPELAYER




EXTRA

■ **Net Horsepower**
188 hp (140 kW)

■ **Max Lifting Capacity**
72,972 lb (33 100 kg)

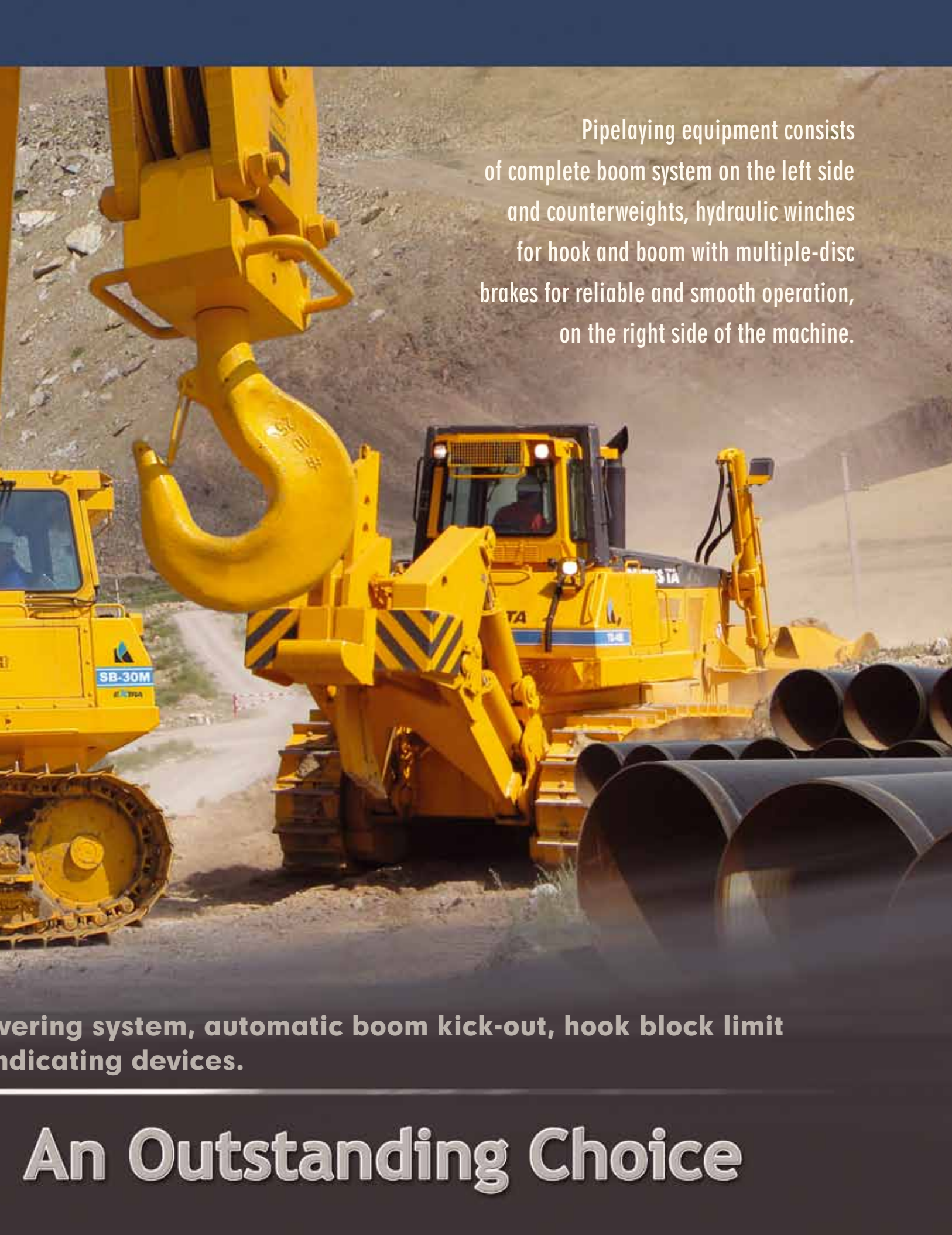
■ **Operating Weight**
60,803 lb (27 580 kg)



The DRESSSTA SB-30M Extra has been specifically designed to handle and lay pipes. The pipelayer provides excellent choice for majority of gas and petroleum as well as utility projects.

Work safety is ensured by the use of emergency hook load switch and load in

SB-30M Extra –



Pipelaying equipment consists of complete boom system on the left side and counterweights, hydraulic winches for hook and boom with multiple-disc brakes for reliable and smooth operation, on the right side of the machine.

...vering system, automatic boom kick-out, hook block limit
...ndicating devices.

An Outstanding Choice

Excellent stability and easy operation



Two independently controlled hydraulic winches drive the boom and hook systems.



Optional electronic safe load indicator (ESLI) shows necessary load handling information.



Cab roof window provides full visibility for operations while the emergency stop button protects the operator's safety.

B-30M

The Cummins QSB6.7 engine meets EU Stage IIIA and EPA Tier 3 emissions standards. This engine combines the highly efficient electronically controlled fuel injection system with high reliability, durability and long maintenance intervals.



Full vision of all
hatch provides
safety.



The two front levers control winches of the pipelaying equipment while the side levers actuate the counterweights that maintain the proper stability of the machine.

Six-sided deluxe interior demountable cab provides excellent visibility, operator's comfort and operation ease with low effort controls. The sound suppressed cab may be optionally equipped with two-post ROPS protecting an operator.

The instrument panels provide the operator with all necessary performance data.

The left hand side joystick controls transmission system and steering drive of the machine. The right hand side four levers control the pipelaying equipment.

Specification

ENGINE

* Make and Model.....	CUMMINS QSB6.7
Type	In-line, 6-cylinder
Aspiration	Turbocharged and CAC
Fuel system	HPCR Electronic
Gross Horsepower, SAE J1995	203 hp (151 kW)
Net Horsepower, SAE J1349/ISO 9249	188 hp (140 kW)
Rated rpm	2000 rpm
Maximum torque @ 1450 rpm	697 lb ft (945 Nm)
Displacement.....	408 in ³ (6.7 l)
Bore and Stroke.....	4.21" x 4.88" (107 x 124 mm)
Air Cleaner	dry type with exhaust aspirated primary and safety elements and service indicator

* Meets EU Stage IIIA and EPA Tier 3 emission regulations

TRANSMISSION & TORQUE CONVERTER

Modular, countershaft type power shift, electro-hydraulic control. Single stage 14.6" (370 mm) torque converter with a 2.5:1 stall ratio drives to transmission through a double universal joint.

TRAVEL SPEEDS

Gear	Range	Forward		Reverse	
		mph	(km/h)	mph	(km/h)
1st	Low	1.8	(2.9)	2.1	(3.4)
	High	2.4	(3.9)	2.9	(4.6)
2nd	Low	3.2	(5.2)	3.8	(6.1)
	High	4.3	(6.9)	5.0	(8.1)
3rd	Low	5.1	(8.2)	6.0	(9.6)
	High	6.7	(10.8)	7.8	(12.6)

STEERING & BRAKING

Two speed geared steering module provides gradual turns while maintaining full power to both tracks plus conventional clutch-brake performance for tight or pivot turns. This type of steering system offers superior traction in all types of operations and terrain.

Coupled to 3-speed transmission provides 6 speeds forward and 6 reverse.

The left hand joystick controls transmission and steering drive for up and down shifting, steering, Hi/Lo selection and LH/RH gradual geared turn.

Foot pedal applies both brakes for parking and downhill control. Brakes are spring applied and hydraulically released.

FINAL DRIVES

Double-reduction module provides desired gear reduction at the sprocket. Ring-type sprocket distributes wear evenly over track bushings letting every tooth ride free one-half of the time to reduce wear. Final drives or sprockets are replacable without removing track frames.

TRACK FRAME

Non-oscillating type, all-welded heavy box section track frame	
Track rollers, each side.....	8
Top idlers, each side.....	2
Front idlers (drum type) each side	1
All rollers and idlers	Lifespan lubricated

TRACKS

The split master link reduces chain removal and installation time.

Track shoe width, standard	24" (610 mm)
Track shoes, each side.....	43
Ground contact area with std shoes	5,768 in ² (3.7 m ²)
Ground pressure	10.5 psi (72.7 kPa)
Height of grouser.....	2.52" (64 mm)
Track adjustment	full hydraulic
Ground clearance.....	17.5" (445 mm)

REFILL CAPACITIES

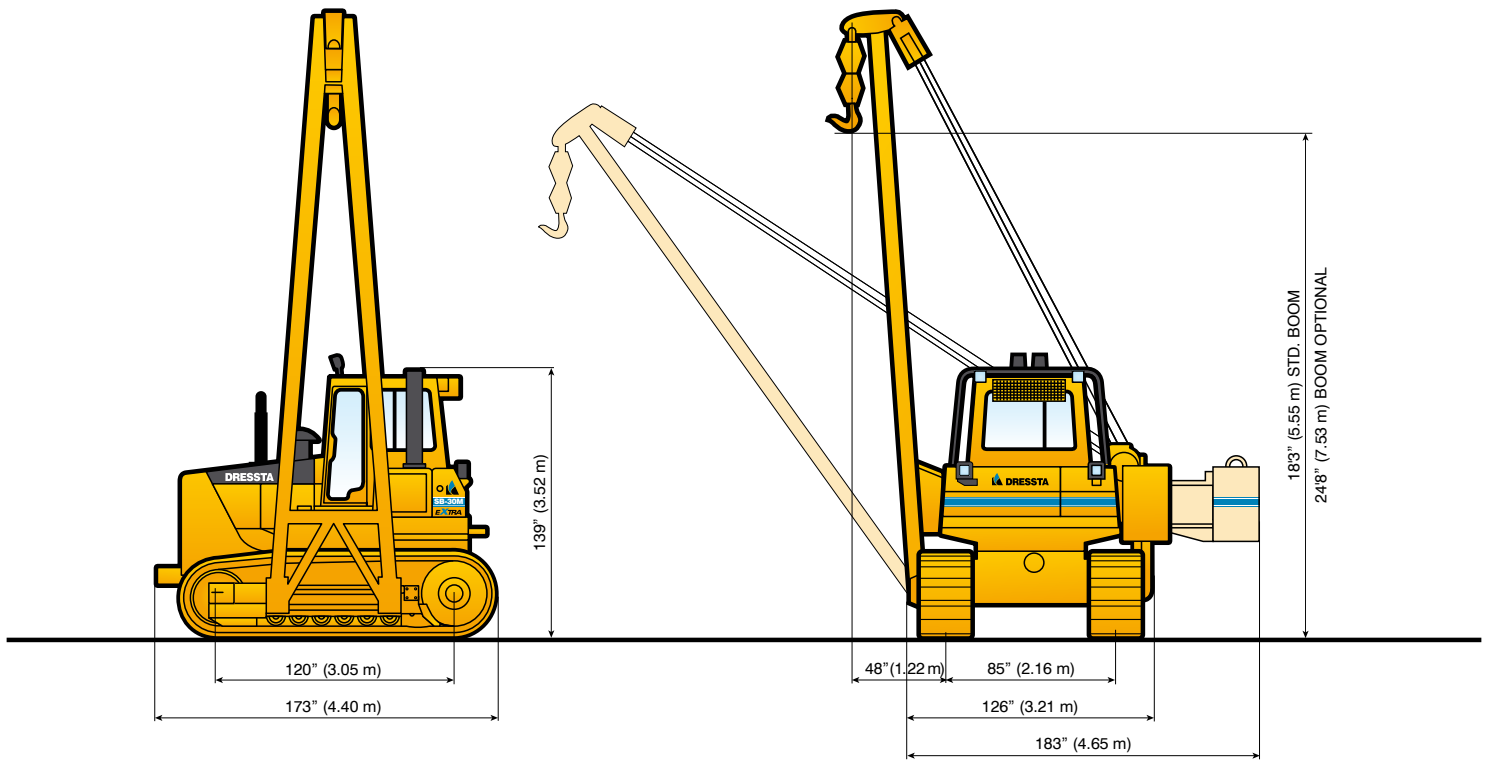
	US gal	(Liter)
Fuel tank	83.5	(316)
Cooling system	10.6	(40)
Crankcase w/filter	6.1	(23)
Transmission system	38.3	(145)
Final drive, each side	10.0	(38)
Hydraulic reservoir	30.4	(115)

OPERATING WEIGHT

Includes standard equipment..... 60,803 lb (27580 kg)
and full fuel

OVERALL DIMENSIONS WITH EQUIPMENT

Width, w/o counterweights and boom	126" (3.21 m)
Width, counterweights extended.....	183" (4.65 m)
Overall length.....	173" (4.40 m)
Height w/o boom.....	139" (3.52 m)
Track on ground.....	120" (3.05 m)



PIPELAYING EQUIPMENT

COUNTERWEIGHTS

Adjustable, hydraulically controlled:

Counterweight frames	2,160 lb (980 kg)
2 blocks at 4,828 lb (2190 kg) each	9,656 lb (4380 kg)
Total weight extendable	11,817 lb (5360 kg)

LIVE POWER

Continuous power to pipelayer winches, independent of torque converter.

WINCH TRANSMISSION

Planetary gear box, 2 speeds for raising, 2 for lowering.

DRUMS

Operated independently or simultaneously.

	HOOK	BOOM
Drum diameter	13.4" (340 mm)	13.4" (340 mm)
Max capacity with 3/4" (19 mm) cable	180'5" (55 m)	147'7" (45 m)

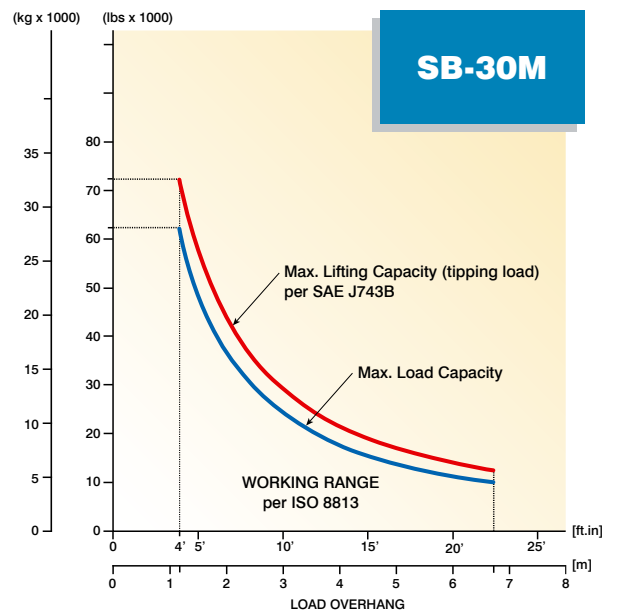
HOOK SPEEDS (bare drum)

	ft/min	(m/min)
Raise/Lower		
- Low	38.4 / 38.4	(11.7 / 11.7)
- High	69.9 / 88.9	(21.3 / 27.1)

BOOM

Welded box section. Length of standard boom – 21'4" (6.5 m) and optional boom – 27'9" (8.5 m).

LIFTING CAPACITY for standard 21'4" (6.5 m) boom



SPECIFIED EQUIPMENT

- 3/4" (19 mm) WIRE ROPE, 57,981 lb (26300 kg) MINIMUM BREAKING STRENGTH
- 4 PART LOAD LINE
- 3 PART BOOM LINE
- COUNTERWEIGHTS EXTENDED – 11,817 lb (5360 kg)



STANDARD EQUIPMENT

- Air cleaner, dry type w/exhaust aspirated primary and safety elements and service indicator
- Alarm back-up
- Alternator, 50 A
- Antifreeze, -34°F (-37°C)
- Batteries, (2) 12 V, 815 CCA, maintenance free
- Boom kickout, uppermost position
- Boom, welded type, box-section structure, "A" shape frame, length 21'4" (6500 mm)
- Brakes, wet, multiple disc, closed type, spring applied, hydraulically released
- Brake, hook lowering, auxiliary
- Bumper, front
- Cab with sound suppression, air recirculation system, 1 side (LH) light, 4 wipers w/washers, inside mirror, dome light, roof window and emergency hatch (approved according to FOPS-SAE J231)
- Cooling module; includes radiator, transmission oil cooler, hydraulic oil cooler, charge air cooler; isolation mounted
- Counterweights, adjustable, hydraulically controlled 2 blocks and 2 counterweight frames
- Decelerator – right foot pedal and brake – center foot pedal
- Drawbar, fixed
- Ecological drains for engine oil, radiator coolant and hydraulic oil
- Emergency hook lowering system
- Engine side doors, perforated type, hinged
- Engine hood, perforated type, sloped
- Exhaust pipe extension
- Fan, blower
- Filter, oil, spin-on type
- Filters, drive train system, hydraulic system, engine fuel system
- Final drive seal guard
- Guards: crankcase – hinged with front pull hook, fan, transmission and track roller
- Horn, electric
- Instruments:
 - Gauges: fuel level, engine coolant temp., engine oil pressure, torque converter oil temp., voltmeter, hourmeter, brake lock, emergency hook lowering, joystick control display
 - Warning lights: air cleaner filter, transmission oil filter, hydraulic oil filter, transmission/clutch oil low pressure, counterweights extended, hook top limit position, boom top limit position
 - Audible & visual warning system: low engine coolant level, low engine oil pressure, coolant high temperature, hydraulic oil high temperature
- Light, boom
- Lights w/guards, 2F–2R, tractor mounted
- Load capacity indicator, mechanical, on boom frame
- Muffler, under engine hood, insulated
- Radiator guard doors, louvered, two-piece, hinged
- Rear access platform
- Receptacle, starting/charging
- Seat belt (SAE J386) – 3" wide, retractable
- Seat, deluxe, air suspension type, fabric cover, adjustable with arm rests, swivel 14° to right
- Starting aid – air grid heater
- Starting, 24 V
- Steering, planetary type, 2 speed, left hand single lever control (joystick)
- Strainers, fuel and hydraulic tanks
- Tools compartment
- Torque converter, single stage
- Track adjusters, hydraulic
- Track chain guides, integral
- Track chain sealed and lubricated (LTS) with split master link, 43 links
- Track frames, 8 roller, 85" (2.16 m) gauge, non-oscillating type, lifespan lubricated rollers and idlers
- Track shoes 24" (610 mm), severe service
- Transmission, power shift, 3 speeds forward, 3 reverse combined with 2 speed steering provides, 6 speeds forward, 6 reverse
- Water separator, fuel system
- Winch transmission (two separate winches for hook and boom with hydrostatic drive system and planetary transmission)

OPTIONAL ATTACHMENTS

- Air conditioner/heater/pressurizer/defroster
- AM/FM CD radio
- Batteries (2) 12 V, 960 CCA, cold start
- Engine enclosures: solid hood and perforated side doors
- Guards:
 - Transmission, severe service
 - Crankcase, severe service, with front pull hook
- Heater/pressurizer/defroster
- Inspection lamp, 24 V, portable, with 20' (6 m) cable
- Lights for cab, 2R
- Light, winch
- Mirrors, 2 pcs. exterior
- ROPS, 2 post (SAE J1040), for standard Cab
- Starting/charging receptacle plug assembly with cable
- Tools in metal box
- Track shoes 28" (711 mm), severe service
- Vandalism protection
- Working attachments:
 - boom, welded type, box-section structure, "A" shape frame, length 27'9" (8500 mm)
 - boom, length 21'4" (6500 mm), for use with load limit indicator
 - boom, length 27'9" (8500 mm), for use with load limit indicator
 - load limit indicator, Tensotronic
 - hook pulley block limit switch, uppermost position
 - load capacity indicator, mechanical, for 27'9" (8500 mm) boom

Specifications subject to change without notice. Illustrations and pictures may include optional equipment and may not include all standard equipment.

DRESSTA NORTH AMERICA, LTD.

3 TIMBER COURT
 BOLINGBROOK, IL 60440
 phone (630) 759 9530 fax (630) 759 9534
 Toll free (877) DNA 2001
 www.dresstanorthamerica.com